










BRAND	MODEL	DESCRIPTION	PICTURE
<i>Frigidaire</i>	GLTF2070D	Washer Features Extra Large 3.1 Cu. Ft. I.E.C. Capacity Stainless Steel Wash Basket Electronic Controls Tumble Care Cleaning System 4 Sound Level End-of-Cycle Signal Add-a-Garment Indicator	
<i>Frigidaire</i>	GLTF1670A	Washer Features Extra Large 3.1 Cu. Ft. I.E.C. Capacity Stainless Steel Wash Basket Tumble Care Cleaning System 2 Agitate / 5 Spin Speed Combinations Automatic Bleach Dispenser Automatic Detergent Dispenser	
<i>Frigidaire</i>	GLTR1670A	Washer Features Extra Large 3.1 Cu. Ft. I.E.C. Capacity Stainless Steel Wash Basket Tumble Care Cleaning System 2 Agitate / 5 Spin Speed Combinations Automatic Bleach Dispenser Automatic Detergent Dispenser	
<i>Frigidaire</i>	GLTF530D	Washer Features Extra Large 3.1 Cu. Ft. I.E.C. Capacity Stainless Steel Wash Basket Tumble Care Cleaning System 1 Agitate / 2 Spin Speed Combinations Automatic Bleach Dispenser Automatic Detergent Dispenser	
<i>Frigidaire</i>	GLEQ942C	Dryer Features 5.7 Cu.Ft. Super Capacity Drum 110 Minute Timed Dry 4 Sound Level End-of-Cycle Signal Auto Dry Cycles Drying Rack Precision Dry Moisture Sensor	
<i>Frigidaire</i>	GLEQ332A	Dryer Features 5.7 Cu.Ft. Super Capacity Drum 1 Auto Dry Cycle 1/4 HP Motor Size 2 Timed Dry Cycles Air Fluff / No Heat Damp Dry	
<i>Frigidaire</i>	FER341AC	Dryer Features 5.7 Cu.Ft. Super Capacity Drum Balanced Dry System 2 Auto Dry Cycles 2 Timed Dry Cycles Timed Dry Cycles 70 Minute Timed Dry	
<i>Frigidaire</i>	FER211A	Dryer Features 5.7 Cu.Ft. Super Capacity Drum Balanced Dry System 100 Minute Timed Dry Auto Dry Cycles Timed Dry Cycles Cool Down Setting	